


Care Guide

Care and Maintenance Manual






Caesarstone quartz surfaces are hard and nonporous, making them a breeze to clean, so you can always maintain the Caesarstone shine. In most cases, a little soap and water or a touch of mild detergent is all you need. For tougher blemishes, apply a non-abrasive cleaner such as Soft Scrub® Liquid Gel with Bleach or a mild degreaser on a damp cloth and wipe the surface. Rinse with warm water to wash away the residue and dry with paper towel, and your surface is as good as new! It is recommended to do a deep cleaning once a month to prevent patina build up.


Honed, Concrete and Rough surfaces may require additional daily and weekly care. Due to the nature of the surface design, it is recommended that common household spills like liquid droplets and rings are dried immediately. As with any matte product, owners of Concrete, Honed and Rough finishes may experience seeing an increase in smudges from everyday living.

Weekly, the surface should be cleaned with Soft Scrub Liquid Gel with Bleach and thoroughly dried.

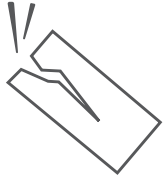
We encourage you to order a sample of our products that you are considering. When you receive your sample, try treating it to a few different scenarios that you may face in your kitchen; spill something on it, touch it with greasy fingers, clean it. This will help you understand how the surface responds to your daily life and how comfortable you feel with it.



Scratch Resistant



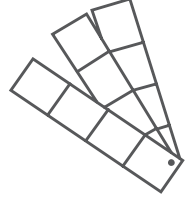
Stain Resistant



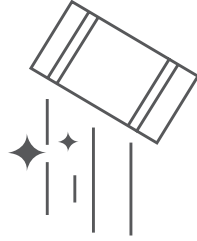
Crack Resistant



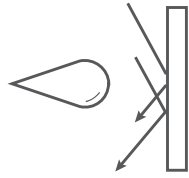
Heat Resistant




Color Consistency



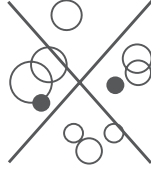
Easy Maintenance*



Non Absorbent
and Nonporous



Chemical
Resistant



Mold and Mildew
Resistant

*Our honed, concrete and motivo finishes will require more cleaning.



5110 Alpine Mist

Common Household Spills

Includes stains such as: food coloring, herbs and spices, red wine, mustard, coffee/tea, fruits, ink, markers, paint, print from supermarket bags



5111 Statuario Nuvo

Cleaning product:

- Soft Scrub® Liquid Gel with Bleach

Instructions:

Due to the quartz's high density and non-porous qualities, normal cleaning with a damp cloth and mild detergent is all you need to keep your Caesarstone surface looking great. Thoroughly rinse off the soap or mild detergent with warm water after use and dry with soft cloth or paper towel. You may also clean the surface with either Soft Scrub® Liquid Gel or alcohol using a cloth or paper towel. To avoid dulling the surface shine, make sure to use a non-abrasive cleaner and thoroughly wash off with water after use.

Those wishing to use environmentally safe cleaners may also use a combination of 50/50 vinegar and water, rinsing and drying the surface thoroughly afterwards.



Oil (Synthetic or Natural)

Includes stains such as: olive oil, canola oil, machine oils

Cleaning product:

- Soft Scrub Liquid Gel with Bleach
- Dawn Soap

Instructions:

Apply a delicate cleaning product on the surface if necessary (soap and water often suffice) and allow it to sit for five minutes. Wipe clean with a damp cloth or paper towel and material disintegrates with ease.

Avoid soaps with plant oils as they may leave a film build-up on the surface.

5130 Cosmopolitan White



5111 Statuario Nuvo

Cosmetics

Includes stains such as: hair shampoo, medical creams, make-up

Cleaning product:

- Soft Scrub® Liquid Gel with Bleach

Instructions:

Apply the cleaning product to a damp cloth. After a few seconds, wipe dry with a clean cloth and water then wipe dry.



6134 Georgian Bluffs



5110 Alpine Mist

Metal and Rust Marks

Includes marks such as: knives and metal pots

Cleaning product:

- Bar Keeper's Friend Powder

Instructions:

Because of the abrasive nature of this cleaner, place a small amount on a damp cloth. Using very light pressure, wipe the area where the marks are in a circular motion, rinsing thoroughly with warm water and dry with a soft cloth or paper towel. This is for special spot cleaning **only**. Do not use a scouring pad.



Other

Includes stains such as: soap stains, hard water deposits, blood, glue from adhesive tape

Cleaning product:

- Soft Scrub® Liquid Gel with Bleach
- Alcohol
- 50/50 combination of vinegar and water

Instructions:

Soft Scrub Liquid Gel should remove most dirt and spills. For tougher spills or dried-on stains, apply alcohol to a cloth and let sit for a few minutes. Wipe clean with a damp cloth or paper towel then dry the surface. To remove hard water deposits, treat the surface with a 50/50 combination of vinegar and water or a household scale remover before wiping.



4033 Rugged Concrete

What To Avoid

Prolonged exposure to cleaning solutions may cause permanent damage/ discoloration to the countertop surface. Avoid exposing the surface to chemicals, such as oven grill cleaners, floor strippers, paint removers/ strippers, toilet bowl cleaners, oil soaps, tarnish removers, furniture cleaners, drain products, battery acid, dishwasher detergent, etc. Should your surface accidentally be exposed to any potentially damaging products, rinse immediately with water and wipe dry.

How durable is Caesarstone quartz?

Tough, yes. Indestructible, no. Caesarstone quartz is resistant to cracks, scratches and stains. However, like most materials, excessive force and/or pressure from objects can damage the surface. As with any surface, Caesarstone quartz can be permanently damaged by exposure to strong chemicals and solvents. Use of a minimum 1/8" radius on an edge detail profile can reduce the susceptibility for chipping on the edge. A greater radius (minimum 1/4") is recommended for high traffic areas such as the sink area or commercial installation.

Caesarstone surfaces are scratch resistant, however, avoid using sharp objects such as sharp knives or screwdrivers directly on the surface. The use of a cutting board is always recommended.

How does Caesarstone quartz withstand heat?

Caesarstone quartz is structurally more heat resistant in comparison to other stones, including granite, however any stone material can potentially be damaged by sudden and rapid temperature changes. Therefore, using inexpensive and readily available trivets is always recommended, especially when using cooking units such as electric frying pans, crock pots and toaster ovens. **Do not put hot cookware directly on the Caesarstone surface.**

Residential Lifetime Warranty

Because your peace of mind is a top priority, we provide a lifetime warranty for every Caesarstone surface we supply. This means that we completely support our product, and that we are always at your service to answer queries, solve problems, and ensure you derive maximum satisfaction from your Caesarstone surface.

Register your warranty online [here](#).





4011 Cloudburst

Caesarstone quartz's care-free maintenance and everlasting benefits and performance allows more time for the things that matter most to you. Whether you selected Caesarstone quartz to be your surface of choice for food preparation or to simply beautify your home, you can enjoy the peace of mind knowing Caesarstone quartz is completely worry and care-free.



6131 Bianco Drift

